

Pallet Parking Systems

AUTOMATED VALET PARKING

The Pallet Parking Systems provide an efficient, fully automated parking solution with a range of capabilities to adapt to any development requirements. This includes providing multiple entry/exit rooms, high speed lifts, independent parking levels and independent tandem parking spaces delivering an effective design.

The range of options enable this fully automated solution to save critical space, while delivering a luxury parking experience. This adds significant value to any project.



Shuttle Parking System




The main mechanism within this system is the shuttle. Once the vehicle has entered the system via the high-speed lift, it is then passed onto the shuttle whose role it is to park the vehicle. This system can have multiple levels, with each level having its own shuttle for parking. All levels are independent of each other which allows the system to park or retrieve multiple vehicles at the same time. Parking spaces within the system have the option to be tandem, which saves space. It can be designed to park up to three vehicles within a single tandem space.





Box Cycle System

The Box Cycle System is the most compact design requiring the least amount of area per parking space. This fully automated parking system stores and retrieves vehicles from a single transfer room. This compact design is achieved by rotating the vehicle between levels, meaning a traditional parking aisle to access parking bays becomes completely irrelevant. It is this feature which gives the Box Cycle System its outstanding small footprint.



Transelevator

The Transelevator is a cost effective Fully Automated Parking Solution that has the unique ability to combine vertical and horizontal movement into a single mechanism.

The design requires less material to store and retrieve vehicles reducing initial costs and time for installation.

The system can be designed with multiple entry and exit rooms to keep up with queuing generated from the building and can service unlimited levels above or below ground.



Parking Tower System

Reach new heights with the Fully Automated Parking Tower! This system is specifically designed to park vehicles vertically over a tall distance, all within a slim design.

The Parking Tower features a high-speed wire rope lift that can travel up to speeds greater than one meter per second, providing a fast parking and retrieval process.

The system can be installed indoors or outdoors with optional facades. It can also be incorporated into the building as a unique feature, bringing your vehicle up and into the apartment.

Carousel Parking

The Fully Automated Carousel is the Ferris Wheel for parking vehicles. The Carousel is a compact design for parking vehicles vertically above ground, rotating vehicles like a Ferris wheel and all within a slim design.

The Carousel only requires the area of two parking spaces, making the system extremely compact and saving valuable space. It can be installed indoors or outdoors with optional facades.

The vehicles enter and exit from the ground level. The optional inbuilt turntable spins the vehicle 180 degrees, so the user never has to reverse.



Horizontal Puzzle Parking



The Horizontal Puzzle Park is a fully automated system that utilises parking bed technology. The parking bed allows the system to move the vehicles parked on platforms in either a forward, reverse, left or right motion. This ability to move the platforms in any direction at any position allows the system to operate around corners, navigating the structure of the building and even shortening pathways for parking or retrieving vehicles.

This automated system can park around boundaries which other systems cannot reach, making this suitable for increasing the density of parking spaces. Every level within the Puzzle Park System has its own power bed, allowing the levels to be operated independently, as well as enabling vehicles to be parked and retrieved simultaneously.